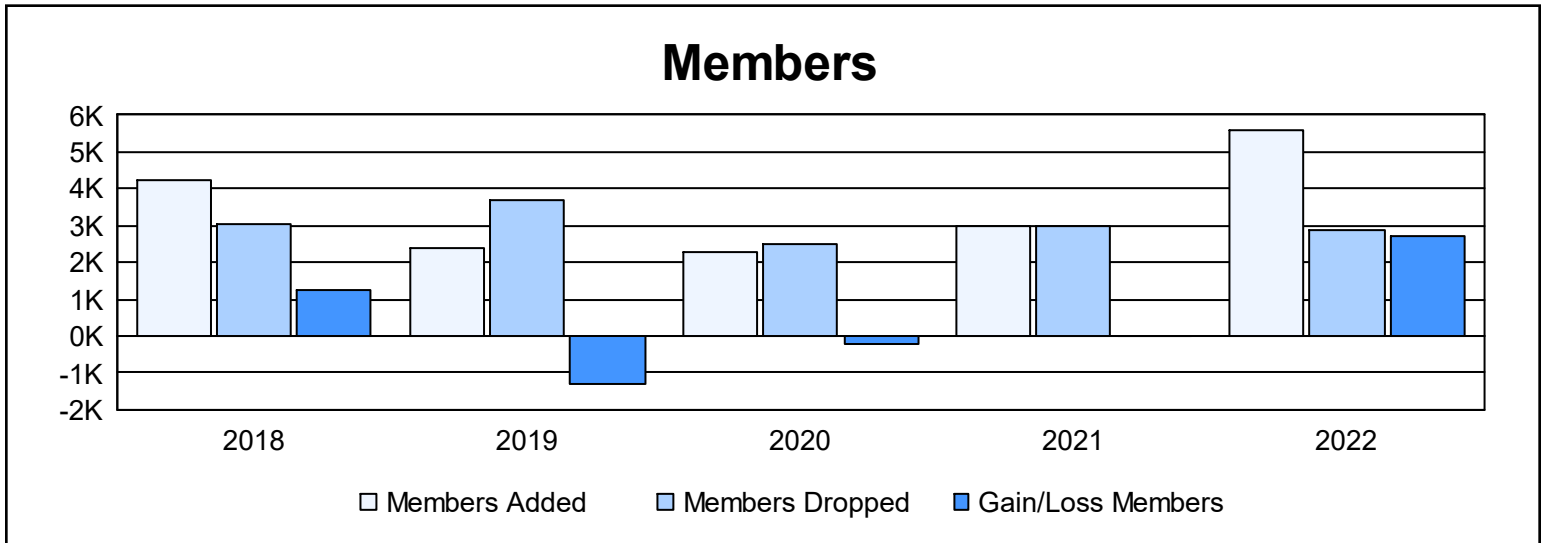
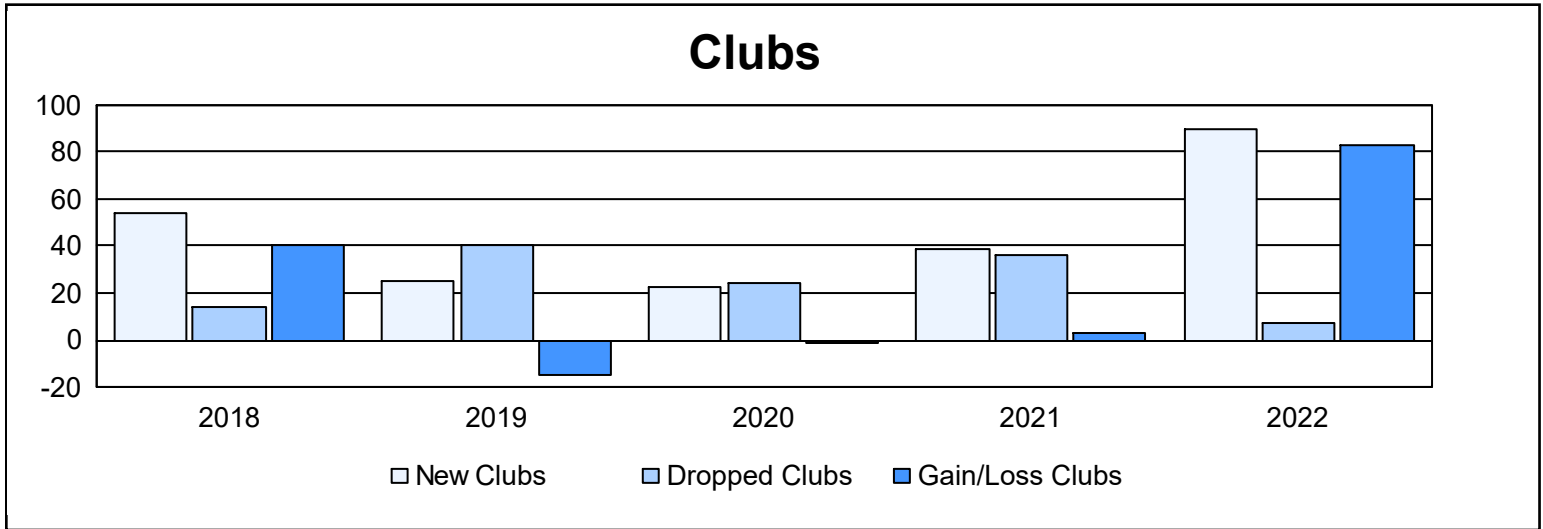
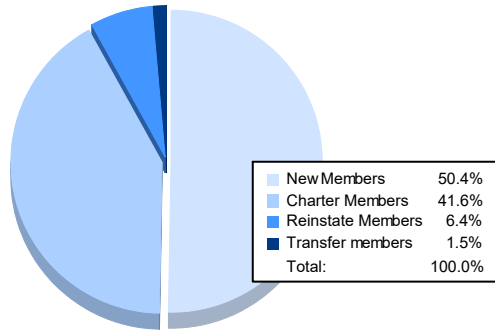


Year	New Clubs	Dropped Clubs	Gain/ Loss Clubs	New Members	Charter Members	Reinstate Members	Transfer Members	Total Member Added	Total Members Dropped	Gain/ Loss Members
2017-2018	54	14	40	2,394	1,431	369	66	4,260	3,012	1,248
2018-2019	25	40	-15	1,121	791	422	79	2,413	3,704	-1,291
2019-2020	23	24	-1	1,393	652	191	44	2,280	2,502	-222
2020-2021	39	36	3	1,574	1,088	255	75	2,992	2,986	6
2021-2022	90	7	83	2,814	2,324	360	85	5,583	2,872	2,711
Average	46	24	22	1,859	1,257	319	70	3,506	3,015	490



Membership Composition June 2022 Cumulative



Gender Composition June 2022 Cumulative

